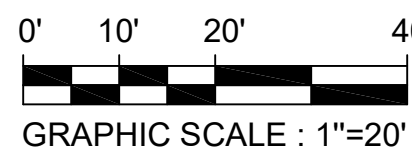


PRECISE GRADING PLAN



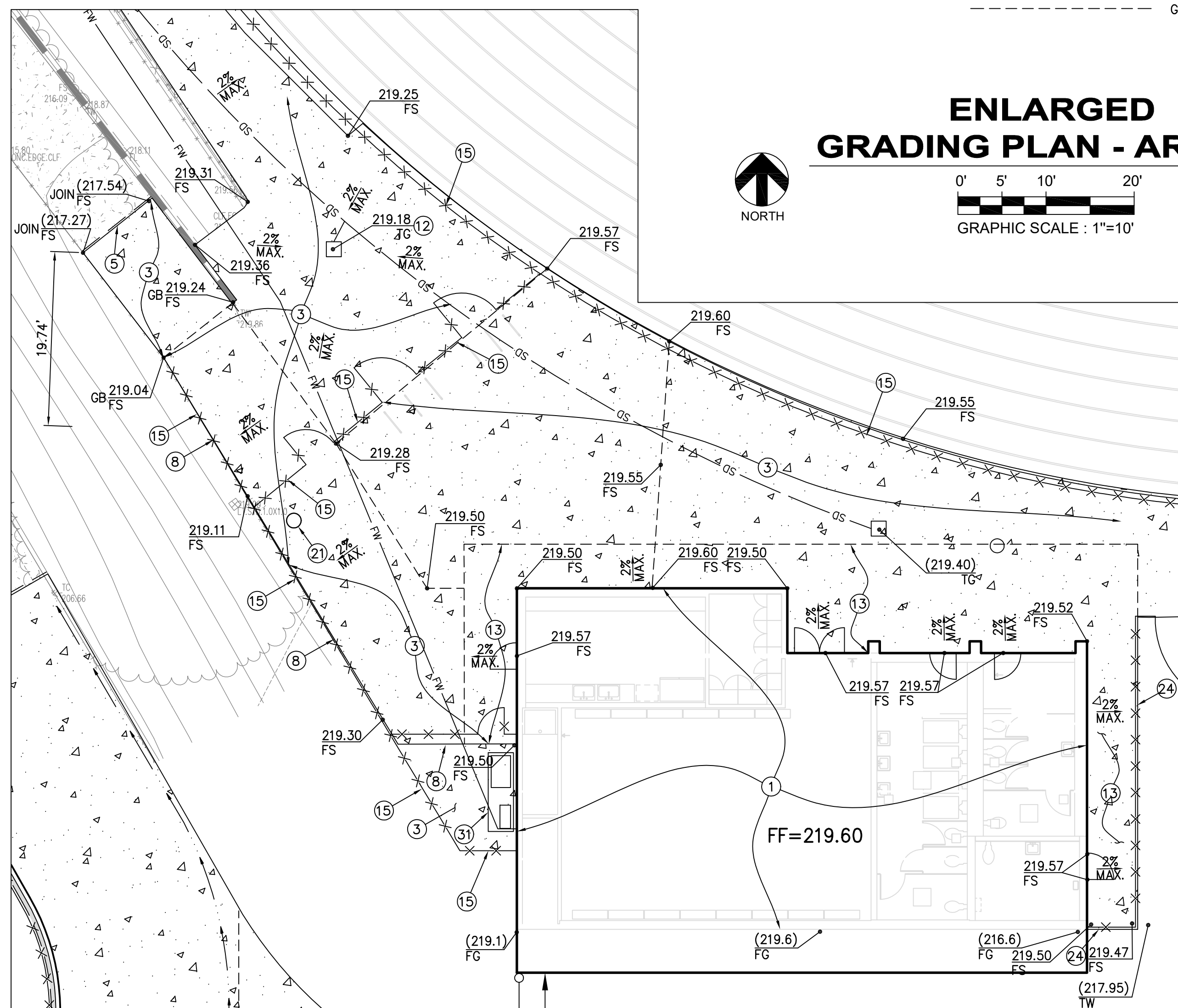
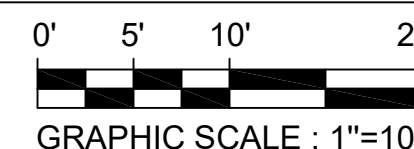
NOTE TO CONTRACTOR:

CONTRACTOR TO REFER TO BLEACHER PLANS FOR BLEACHER FOUNDATION PIERS LOCATION.

LEGEND

---	PROPERTY LINE
---	LOT LINE
---	CENTER LINE
XXXXXX	NEW FENCE
XXXXXX	EXIST. FENCE
---	ADA PATH OF TRAVEL
---	FLOWLINE
R	RIDGE LINE
---	PROP. CONTOUR (1' INTERVAL)
---	EXIST. CONTOUR (1' INTERVAL)
460.50 FS	PROPOSED SPOT ELEVATION
(460.00) FS	EXISTING SPOT ELEVATION
---	NEW WALL
---	EXISTING WALL
---	GRADE BREAK

ENLARGED GRADING PLAN - AREA B

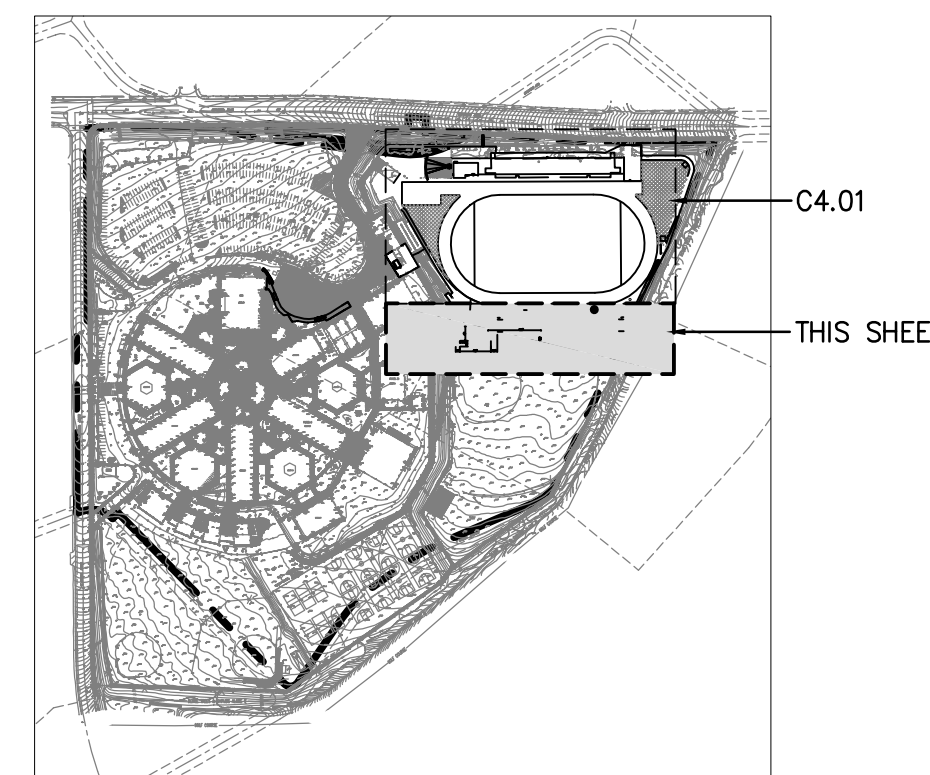


CONSTRUCTION NOTES:

1. NEW BUILDING PER ARCHITECTURAL PLANS.
2. INSTALL NEW ATHLETIC TRACKS PER TRACK AND FIELD PLANS.
3. CONSTRUCT PEDESTRIAN CONCRETE PAVEMENT PER DETAIL 2 ON SHEET C2.01.
4. CONSTRUCT ASPHALT PAVEMENT PER DETAIL 1 ON SHEET C2.01.
5. SAWCUT AND JOIN FLUSH EXISTING CONCRETE PAVEMENT PER DETAIL 4 ON SHEET C2.01.
6. CONSTRUCT CONCRETE TO ASPHALT PAVEMENT TRANSITION PER DETAIL 15 ON SHEET C2.01.
7. JOIN FLUSH EXISTING ASPHALT PER DETAIL 9 ON SHEET C2.01.
8. CONSTRUCT CONCRETE TO PLANTER TRANSITION PER DETAIL 10 ON SHEET C2.01.
9. CONSTRUCT CONCRETE LONGITUDINAL GUTTER PER DETAIL 10 ON SHEET C2.02.
10. INSTALL NEW DRAINAGE DEVICE PER SHEET C5.01.
11. INSTALL NEW ARTIFICIAL TURF FIELD PER TRACK AND FIELD PLANS.
12. ADJUST UTILITY BOXES, METERS, VALVES, OR CATCH BASINS TO GRADE. FOR NON-CIVIL UTILITIES SEE THE RESPECTIVE DISCIPLINES FOR MORE DETAILS.
13. CONCRETE - SEE ARCHITECTURAL PLANS FOR FINISH.
14. CONSTRUCT CONCRETE STAIR PER SPPWC STD. PLAN 640-4.
15. CONSTRUCT NEW CHAIN LINK FENCE AND GATES PER TRACK AND FIELD PLANS AND DETAILS.
16. CONSTRUCT TRAFFIC RATED CONCRETE PAVEMENT PER DETAIL 5 ON SHEET C2.01.
17. CONSTRUCT CURB PER DETAIL 7 ON SHEET C2.01.
18. CONSTRUCT CURB PER DETAIL 16 ON SHEET C2.01.
19. CONSTRUCT CMU RETAINING WALL PER DETAIL 4 ON SHEET C2.02.
20. CONSTRUCT CONCRETE RETAINING WALL PER DETAIL 6 ON SHEET C2.02.
21. INSTALL FIELD POLES PER ARCHITECTURAL PLANS AND DETAILS.
22. CONSTRUCT CURB TRANSITION PER DETAIL 6 ON SHEET C2.01.
23. CONSTRUCT CURB TRANSITION BY RAISING THE PAVEMENT TO TOP OF CURB AS SHOWN ON PLAN.
24. CONSTRUCT EXTENDED THICKEN EDGE PER DETAIL 17 ON SHEET C2.01.
25. INSTALL NEW ARTIFICIAL TURF PER TRACK AND FIELD PLANS.
26. INSTALL NEW CRUSHED BRICK PAVEMENT PER TRACK AND FIELD PLANS.
27. INSTALL NEW REDWOOD HEADER PER DETAIL 18 ON SHEET C2.01.
28. IRRIGATION PUMP PER TRACK AND FIELD PLANS AND DETAILS.
29. GATE PER TRACK AND FIELD PLANS AND DETAILS.
30. CONSTRUCT RAMP/STAIR LANDING PER BLEACHER DRAWINGS.
31. CONSTRUCT CONCRETE PAD PER ARCHITECTURAL PLANS.
32. INSTALL SCOREBOARD PER ARCHITECTURAL PLANS.
33. CONSTRUCT CONCRETE PAD PER MECHANICAL PLANS.
34. CONSTRUCT RETAINING WALL PER STRUCTURAL PLANS.

PAVEMENT LEGEND

NEW LANDSCAPING	---
NEW CONCRETE	---
NEW ASPHALT CONCRETE	---
NEW ARTIFICIAL TURF (OUTSIDE THE FIELD)	---
NEW CRUSHED BRICK PAVEMENT	---



KEY MAP
GRAPHIC SCALE: 1"=500'

REVISIONS

1 ADDENDUM 1 02/01/2022



THIS APPROVAL IS FOR ITEMS WITHIN CLOUDED AREAS ONLY. FOR OTHER INFORMATION NOT CONTAINED WITHIN CLOUDED AREAS, REFER TO ORIGINAL DSA APPROVED PLANS.

DO NOT USE THESE PLANS AS SUBSTITUTE FOR THE ORIGINAL DSA APPROVED PLANS.

NORWALK LA MIRADA UNIFIED SCHOOL DISTRICT
LA MIRADA HIGH SCHOOL NEW FOOTBALL STADIUM PROJECT
13320 ADELFA DRIVE, LA MIRADA, CA 91638

DSA # 03-120551

NAC
ARCHITECTURE

NAC NO. 161-19015
DATE 02-01-2022

DSA SUBMISSION

PRECISE
GRADING PLAN

C4.02